



WELCOME GUIDE



Oregon State
University

TABLE OF CONTENTS

We look forward to having you join our campus community. To help you have a smooth transition, we have collected important information and recommendations for you to review as you prepare for your studies in the US. We encourage you to read each section carefully and reach out to us if you have any questions. OSU is pleased to provide an additional level of service and support to international students to ensure a smooth transition and long-term success at OSU. These support services are provided by INTO OSU, which is a partnership between Oregon State University and INTO University Partnerships. You will see these services identified throughout the Welcome Guide.

Getting Your Student Visa	Medical Information	Book Travel	What to Pack
4	6	8	9
Arriving in the US	Airport Transfer Service	Housing and Dining	Orientation
10	11	12	14
Campus Resources	Health and Safety	Money and Banking	Transportation
15	16	18	19
Contact Information	Frequently Asked Questions	Campus Map	
20	21	22	

CHECKLIST

Please make sure you have completed everything on this checklist before you leave home.

- ☐ **Visa and Passport**
To obtain your F-1 student visa, you must receive your I-20; pay the SEVIS I-901 fee; confirm that your passport will not expire within six months of your expected entry date to the US; and schedule a visa application interview at a US Embassy or Consulate. An overview of the visa application process can be found on page 4.
- ☐ **Submit Health Information**
Submit your required immunization and health forms via the OSU Patient Portal: studenthealth.oregonstate.edu/new-students/new-international-students. For a full list of what you need, see pages 6 and 7.
- ☐ **Book Travel**
Find suggested airports and temporary accommodation information on page 8.
- ☐ **Find Housing**
Review your options for on-campus and off-campus housing on page 12 and secure housing arrangements prior to arriving in the US. For students living on campus, you must pay your deposit, complete and submit your housing application via myuhds.oregonstate.edu, and submit your arrival details in order to receive your room confirmation.
- ☐ **Collect Your Documents**
Students must provide the following documentation to the Office of International Admissions via mail or at orientation. If you have any questions about these documents please email intladmit@oregonstate.edu.
- ☐ **Official Documents:** official high school or university transcripts and final certificate/diploma/degree certificates, must be in a sealed, unopened envelope. English translations of these documents must also be submitted as official documents.
- ☐ **Official TOEFL score** submitted online via ETS directly to OSU (OSU College Code: 4586)
- ☐ **Official results of any other English language tests**
- ☐ **Travel and Arrival Details**
Send us your travel itinerary and flight arrival details so we can schedule your airport transfer via www.INTOarrivals.com/osu. Find more information on page 10 and 11.
- ☐ **Check Your Finances**
Bring enough US currency for the first few weeks and find out how you will transfer money from your home country to a US bank account. For more information, see page 18.
- ☐ **Open Your OSU Email Account**
Go to onid.oregonstate.edu and follow the instructions to sign up for your ONID (OSU Network ID) email. Write down your password and bring it with you.
- ☐ **Follow us on Social Media**
Learn more about OSU and INTO OSU by following us on all our social media channels.
- ☐ **Submit Photo**
Submit a passport photo before you arrive so we can get your OSU ID card ready. Use your ONID login to upload your photo via this link: fa.oregonstate.edu/business-affairs/id-center/photo-upload



GETTING YOUR STUDENT VISA

As an international student, you are required to have a visa that permits study in the US. Below, we provide you with information about applying for an F-1 visa, which is a student visa and will allow you to study at a US university. You will need to schedule an appointment to apply for this visa at a US Embassy or Consulate in your country and complete a visa interview.

Get additional support with PASS: Pre-Arrival Support Service

INTO OSU offers you PASS, a pre-arrival service which helps students have a better understanding of the visa application process. Take advantage of this free service and connect with a PASS Specialist by emailing PASS@intoglobal.com to set up a welcome call and get helpful support.

Steps to getting your F-1 Student Visa

Please ensure you follow the instructions from the US Department of State, the below is for general guidance.

1 Obtain the form I-20 from the university

With your confirmation package, you should have received the form I-20. Carefully read the instructions included with the I-20 before visiting the US Embassy or Consulate for your F-1 student visa. Keep this document in a safe place because you will need to bring the original signed form for your visa interview.

2 Pay the SEVIS I-901 Fee

The I-901 fee is required to get the F-1 visa. At least three business days before you schedule your visa interview, you will need to pay the SEVIS I-901 fee at www.fmjfee.com/i901fee/index.html. You must follow the instructions to pay the SEVIS fee and print the receipt. This fee is not the same as the visa application fee. You will need your SEVIS ID number when you pay the fee. It can be found on the top right-hand side of your I-20. You will also need the university school code, which is below:

OSU school code: P00214F00002000

3 Complete the Online Nonimmigrant Visa Application, Form DS-160

After paying the SEVIS I-901 fee, you must complete the online visa application, form DS-160. When you have completed and have submitted the application, print the DS-160 bar code page and confirmation page. Please note you will need to upload a photo during this process, so ensure that you have one ready that meets requirements.

Check photo requirements: travel.state.gov/content/travel/en/us-visas/visa-information-resources/photos.html

Learn more about completing the DS-160: travel.state.gov/content/travel/en/us-visas/visa-information-resources/forms/ds-160-online-nonimmigrant-visa-application.html

4 Schedule your visa appointment

To schedule your appointment, go to the US Embassy and Consulate webpage: www.usembassy.gov. Find the location where you want to have an appointment, and follow the specific instructions for scheduling.

Questions about visas? Contact an OSU international Student Advisor at:

OIS.Student@oregonstate.edu or +1 541 737 6310

For information about traveling to the US: studyinthestates.dhs.gov

For information about SEVIS I-901 fee: ice.gov/sevis/i901

5 Prepare for your Interview

Gather required documents

- Passport – ensure that your passport is valid for at least 6 months beyond your period of stay in the US (unless exempt by country-specific agreements).
- Form DS-160 confirmation page and bar code page
- Application Fee (I-901 fee) payment receipt
- Photo – bring a hard copy of the photo you used for your DS-160 application form.
- Form I-20 issued to you by Oregon State University
- Proof of funding documents that you used during your confirmation
- Additional documents: Please see additional documents that are required or recommended on the Travel.State.Gov website at the top of this page.
- Check with Embassy or Consulate where you will be applying to see if there are additional requirements.

Schedule a PASS welcome call

- While this is not required, it is strongly recommended to have this call prior to your visa interview. Please email PASS@intoglobal.com to set up a welcome call and get helpful support.

Transferring from Another US School

If you are transferring from another school in the US and you already have an F-1 visa, you must complete the F-1 Students Transfer Eligibility

form at least 15 days before the start date of your program. If you plan to travel outside of the US before beginning your program at OSU, please contact OSU to obtain an I-20 for re-entry.

Visa Delays

If you are unable to obtain a visa before the start date for which you have been admitted, contact OSU immediately. You may defer and apply your deposit toward the tuition for the next semester.



It is always important you check for any updates and specific requirements online at the US Embassy or Consulate near you: www.usembassy.gov and follow the instructions from the US Department of State: travel.state.gov/content/travel/en/us-visas/study/student-visa.html

Health Information Forms

Students must complete the International Student Health Information form and the Immunization Documentation form. These forms are available on the Patient Portal of the OSU Student Health Services website:

studenthealth.oregonstate.edu/patient-portal

Students should complete and submit these forms at least two weeks before their program start date to avoid possible delays in class registration and late fees.

International Student Health Information Form	
Student Health Services Oregon State University Program Building, Corvallis, Oregon 97331-6867 Phone: 541-755-6500 Fax: 541-755-6501	
Complete and return to Student Health Services by MAIL or FAX Attention: Immunization Coordinator Fax 541-757-3737 Fax 541-737-8665	

What year are you beginning school?		STUDENT INFO	
Name Last	First	Sex <input type="checkbox"/> M <input type="checkbox"/> F	Date of Birth
By what address do you wish to be addressed?		What should be contact in an emergency?	
Permanent address		Name Relationship	
City State Zip		Phone (area) Phone (office)	
Primary phone number		E-mail	
Secondary phone number		Notes	
Total address		Phone (office)	

MEDICAL HISTORY: Do you have a present or past history of: (check all that apply)	
1. ALLERGIC/IMMUNOLOGICAL <input type="checkbox"/> Cerebral palsy <input type="checkbox"/> Heart disease <input type="checkbox"/> Migraine headaches <input type="checkbox"/> Multiple bone infections <input type="checkbox"/> Rheumatoid arthritis <input type="checkbox"/> Systemic lupus <input type="checkbox"/> Other: _____	<input type="checkbox"/> Epilepsy <input type="checkbox"/> Hemophilia <input type="checkbox"/> HIV/AIDS <input type="checkbox"/> Kidney disease <input type="checkbox"/> Multiple Celiac test <input type="checkbox"/> Multiple food allergies <input type="checkbox"/> Psoriasis <input type="checkbox"/> Tuberculosis <input type="checkbox"/> Other: _____
2. EYES <input type="checkbox"/> Blindness <input type="checkbox"/> Glaucoma <input type="checkbox"/> Other: _____	3. CARDIO VASCULAR <input type="checkbox"/> Chest disease <input type="checkbox"/> High blood pressure <input type="checkbox"/> Heart murmur <input type="checkbox"/> Heart attack/angina <input type="checkbox"/> Stroke <input type="checkbox"/> Other: _____
3. EAR, NOSE & THROAT <input type="checkbox"/> Hearing loss (recurrent) <input type="checkbox"/> Recurrent ear infections <input type="checkbox"/> Recurrent sinus infections <input type="checkbox"/> Recurrent strep throat <input type="checkbox"/> Recurrent tonsillitis <input type="checkbox"/> Seasonal allergies <input type="checkbox"/> Other: _____	4. GYNECOLOGICAL <input type="checkbox"/> Abnormal PAP test <input type="checkbox"/> Cervical dysplasia <input type="checkbox"/> Breast lump <input type="checkbox"/> Breast surgery <input type="checkbox"/> Other: _____
4. LEGS <input type="checkbox"/> Arthritis <input type="checkbox"/> Limb difference <input type="checkbox"/> Nerve injury <input type="checkbox"/> Numbness <input type="checkbox"/> Recurrent foot/ankle <input type="checkbox"/> Recurrent torticollis <input type="checkbox"/> Other: _____	5. IMMUNOLOGICAL <input type="checkbox"/> Multiple immunizations <input type="checkbox"/> HIV/AIDS <input type="checkbox"/> Pelvic Infection (PID) <input type="checkbox"/> Sexually transmitted disease <input type="checkbox"/> Recurrent vaginal infections <input type="checkbox"/> Other: _____
5. SKIN/TEETH <input type="checkbox"/> Chicken pox <input type="checkbox"/> Cold sores <input type="checkbox"/> Glaucoma <input type="checkbox"/> Gum disease (GIV) <input type="checkbox"/> Gum wax (HPV) <input type="checkbox"/> Genetox <input type="checkbox"/> Herpes <input type="checkbox"/> Herpes outbreaks <input type="checkbox"/> History of infectious <input type="checkbox"/> Lyme disease	6. GASTROINTESTINARY <input type="checkbox"/> Abnormal kidney disease <input type="checkbox"/> Appendicitis <input type="checkbox"/> Crohn's disease <input type="checkbox"/> Kidney cancer <input type="checkbox"/> Recurrent Malware infections <input type="checkbox"/> Recurrent cancer <input type="checkbox"/> Other: _____
7. MUSCULOSKELETAL <input type="checkbox"/> Bone fracture <input type="checkbox"/> Bone infection <input type="checkbox"/> Carpal tunnel syndrome <input type="checkbox"/> Lymphedema <input type="checkbox"/> Osteoarthritis <input type="checkbox"/> Osteoporosis <input type="checkbox"/> Pain (joint pain)	8. PSYCHIATRIC <input type="checkbox"/> Depression <input type="checkbox"/> Anxiety <input type="checkbox"/> Bipolar disorder <input type="checkbox"/> Schizophrenia <input type="checkbox"/> Depression

1. DRUG ADDICTION or abuse <input type="checkbox"/> Cocaine <input type="checkbox"/> Marijuana <input type="checkbox"/> Recreational drug use <input type="checkbox"/> Recurrent back pain <input type="checkbox"/> Recurrent blood pressure <input type="checkbox"/> Recurrent infections <input type="checkbox"/> Recurrent seizures <input type="checkbox"/> Recurrent stress <input type="checkbox"/> Other: _____	2. DRUG ADDICTION or abuse <input type="checkbox"/> Cocaine <input type="checkbox"/> Marijuana <input type="checkbox"/> Recreational drug use <input type="checkbox"/> Recurrent back pain <input type="checkbox"/> Recurrent blood pressure <input type="checkbox"/> Recurrent infections <input type="checkbox"/> Recurrent seizures <input type="checkbox"/> Recurrent stress <input type="checkbox"/> Other: _____
3. DRUG ADDICTION or abuse <input type="checkbox"/> Cocaine <input type="checkbox"/> Marijuana <input type="checkbox"/> Recreational drug use <input type="checkbox"/> Recurrent back pain <input type="checkbox"/> Recurrent blood pressure <input type="checkbox"/> Recurrent infections <input type="checkbox"/> Recurrent seizures <input type="checkbox"/> Recurrent stress <input type="checkbox"/> Other: _____	4. DRUG ADDICTION or abuse <input type="checkbox"/> Cocaine <input type="checkbox"/> Marijuana <input type="checkbox"/> Recreational drug use <input type="checkbox"/> Recurrent back pain <input type="checkbox"/> Recurrent blood pressure <input type="checkbox"/> Recurrent infections <input type="checkbox"/> Recurrent seizures <input type="checkbox"/> Recurrent stress <input type="checkbox"/> Other: _____

1. DRUG ADDICTION or abuse <input type="checkbox"/> Cocaine <input type="checkbox"/> Marijuana <input type="checkbox"/> Recreational drug use <input type="checkbox"/> Recurrent back pain <input type="checkbox"/> Recurrent blood pressure <input type="checkbox"/> Recurrent infections <input type="checkbox"/> Recurrent seizures <input type="checkbox"/> Recurrent stress <input type="checkbox"/> Other: _____	2. DRUG ADDICTION or abuse <input type="checkbox"/> Cocaine <input type="checkbox"/> Marijuana <input type="checkbox"/> Recreational drug use <input type="checkbox"/> Recurrent back pain <input type="checkbox"/> Recurrent blood pressure <input type="checkbox"/> Recurrent infections <input type="checkbox"/> Recurrent seizures <input type="checkbox"/> Recurrent stress <input type="checkbox"/> Other: _____
3. DRUG ADDICTION or abuse <input type="checkbox"/> Cocaine <input type="checkbox"/> Marijuana <input type="checkbox"/> Recreational drug use <input type="checkbox"/> Recurrent back pain <input type="checkbox"/> Recurrent blood pressure <input type="checkbox"/> Recurrent infections <input type="checkbox"/> Recurrent seizures <input type="checkbox"/> Recurrent stress <input type="checkbox"/> Other: _____	4. DRUG ADDICTION or abuse <input type="checkbox"/> Cocaine <input type="checkbox"/> Marijuana <input type="checkbox"/> Recreational drug use <input type="checkbox"/> Recurrent back pain <input type="checkbox"/> Recurrent blood pressure <input type="checkbox"/> Recurrent infections <input type="checkbox"/> Recurrent seizures <input type="checkbox"/> Recurrent stress <input type="checkbox"/> Other: _____

1. DRUG ADDICTION or abuse <input type="checkbox"/> Cocaine <input type="checkbox"/> Marijuana <input type="checkbox"/> Recreational drug use <input type="checkbox"/> Recurrent back pain <input type="checkbox"/> Recurrent blood pressure <input type="checkbox"/> Recurrent infections <input type="checkbox"/> Recurrent seizures <input type="checkbox"/> Recurrent stress <input type="checkbox"/> Other: _____	2. DRUG ADDICTION or abuse <input type="checkbox"/> Cocaine <input type="checkbox"/> Marijuana <input type="checkbox"/> Recreational drug use <input type="checkbox"/> Recurrent back pain <input type="checkbox"/> Recurrent blood pressure <input type="checkbox"/> Recurrent infections <input type="checkbox"/> Recurrent seizures <input type="checkbox"/> Recurrent stress <input type="checkbox"/> Other: _____
3. DRUG ADDICTION or abuse <input type="checkbox"/> Cocaine <input type="checkbox"/> Marijuana <input type="checkbox"/> Recreational drug use <input type="checkbox"/> Recurrent back pain <input type="checkbox"/> Recurrent blood pressure <input type="checkbox"/> Recurrent infections <input type="checkbox"/> Recurrent seizures <input type="checkbox"/> Recurrent stress <input type="checkbox"/> Other: _____	4. DRUG ADDICTION or abuse <input type="checkbox"/> Cocaine <input type="checkbox"/> Marijuana <input type="checkbox"/> Recreational drug use <input type="checkbox"/> Recurrent back pain <input type="checkbox"/> Recurrent blood pressure <input type="checkbox"/> Recurrent infections <input type="checkbox"/> Recurrent seizures <input type="checkbox"/> Recurrent stress <input type="checkbox"/> Other: _____

▲ International Student Health Information Form

Immunization Requirements

The State of Oregon and Oregon State University require international students to provide proof of multiple vaccinations before registering for classes. Complete vaccination requirements are explained on the health form. Please refer to the form or patient portal for up-to-date vaccination requirements.

Students will attend a Student Health Check-in during Orientation. At that time, medical staff will be available to answer questions and students can receive vaccines if necessary. If you need to receive required vaccines upon arrival, the cost is covered by the OSU International Student Health Plan.

Tuberculosis Screening

Students from countries identified as high risk for tuberculosis (TB) are required to complete a tuberculosis screening after arrival in the US.

You will get more information about this process during orientation and you do not need to take action before arriving. The cost of this is covered by the OSU Student Health Insurance Plan.

Health Insurance

OSU requires international students and their dependents to be covered by health insurance which meets requirements of the US Government, State of Oregon and Oregon State University. You will automatically receive OSU Student Health Insurance Plan. The cost of the health insurance plan will be charged to your OSU student account each term upon registration.

Health Insurance for Your Family

If you are bringing your family to the US, you must apply for coverage for family members after you arrive. All dependents are required to have health insurance:

[studenthealth.oregonstate.edu/insurance/
international-student-insurance-plan](https://studenthealth.oregonstate.edu/insurance/international-student-insurance-plan)

Family members cannot receive medical care on campus. After arriving, you should find a local doctor for your dependents.

Other Health Insurance Plans

International students will be automatically charged for the OSU Student Health Insurance Plan unless they show proof of other health insurance which meets OSU standards for coverage. You will need to submit a waiver form and a summary of your insurance coverage to the OSU Insurance Office. You can find a waiver form to print and more information:

[studenthealth.oregonstate.edu/insurance/
international-student-insurance-plan](http://studenthealth.oregonstate.edu/insurance/international-student-insurance-plan)

Travel Insurance

The OSU Student Health Insurance Plan includes coverage for travel periods five days before and after the study plan start and end dates. Students may purchase additional travel insurance if desired, but travel insurance plans can never be substituted for the OSU Student Health Insurance

Home

Forms

My e-Check

This appears to be your first time here.

I would like to...

Enter the URL of the request information

Conditions of use

You have not activated your Web Account.
The conditions of use of the Web Account that you have agreed to the conditions of use and activated your account.
(Click the link above to review the "Conditions of use")
If you agree to the conditions of use, click on the button: **Yes, I accept**

Attention to the Student Health Services Portal

Wellesley Student!

Student Health services online scheduling has been disabled for the time being. Please give us a call at 617-737-0333 to schedule an appointment.
The Longsight team have been working on this and will roll out the new e-Check-in tool by the end of the semester (June 2020).
The COVID-19 situation is a source of concern for everyone, especially Longsight. We have a <https://www.wellesley.edu/covid-19> in order for find a vaccine and more information.
Here are a few health resources to help you stay safe and get the latest information at WSU:

- Oregon State University Covid-19 Information: <https://www.oregonstate.edu/covid19/>
- Student Health Services Health Team: <https://www.wellesley.edu/health-services/health-teams>
- COVID-19 Frequently Asked Questions: <https://www.wellesley.edu/health-services/covid-19-faq>

▲ OSU Student Health Services Patient Portal

Plan. Please do not purchase insurance in your home country without carefully checking OSU waiver requirements.

Prescriptions

Bring a copy of all prescriptions for medicines, eyeglasses and contact lenses with you to the US. The prescriptions should be written in English.

Cost of Services

In addition to the cost of the OSU Student Health Insurance Plan, medical services or doctor's visits may require additional payment. Students can receive many services at the student health center on campus without additional charge. Most off-campus visits will require payment for services. More information on the US healthcare system and insurance systems will be provided at orientation.

For more information about insurance, medical services, and wellness, please visit: intoosu.oregonstate.edu/wellness-health-insurance

BOOK TRAVEL



Book Your Flight

As an F-1 student, you are allowed to enter the US no earlier than 30 days before the program start date listed on your I-20. If you arrive after the start date listed on your I-20, you may be denied entry to the US.

When booking your flights, remember that you should arrive in Corvallis at least one day before your program start date. If you are living on campus, you may check in to your residence hall one day before orientation begins. All students are expected to arrive at Portland International Airport (PDX).

Tell Us You Are Coming

Submit your arrival details online at: www.INTOarrivals.com/OSU at least three business days before arriving in the US so we can arrange a transfer service. You will need to provide the following information:

- Application ID
- Personal contact details
- Flight number
- Arrival date and time

This service is only available from Portland International Airport.

Hotels in Corvallis

If you arrive before your move-in date, you will be responsible for arranging and paying for your temporary accommodations. Some hotels recommended by OSU can be found here:

intoosu.oregonstate.edu/temporary-accommodations

Hilton Garden Inn

2500 SW Western Blvd.
Corvallis, OR 97333
+1 541 752 5000

Courtyard by Marriott

400 SW 1st St.
Corvallis, OR 97333
+1 541 753 0199

University Inn

350 SW 4th St.
Corvallis, OR 97333
+1 541 753 4496

WHAT TO PACK



Weather

Students at OSU enjoy four distinct seasons in Oregon and dress very casually. Summer and fall are generally sunny and warm; students can be seen wearing shorts, jeans and T-shirts. The spring and winter seasons bring lots of rain. Occasionally, it will snow in the winter.

Clothing

Due to weather changes, you will need clothing for both warm and cold seasons as well as rainy weather. All of these items are available for purchase in Corvallis upon arrival, so only pack what you need for the first few months after you arrive. We recommend to bring a good coat and shoes for the rain as well as other warm clothes like sweaters, scarves and gloves.

Room Essentials and Decorations

Consider bringing decorations for your room that will remind you of home such as photos, books, music, recipes and items associated with a hobby or sport you enjoy. Many students also choose to bring items of cultural significance such as their national dress. If you live on campus you will receive bed linens and towels.

What to Carry on the Plane

- Original I-20
- Valid passport and F-1 visa
- SEVIS I-901 fee payment receipt
- Evidence of funding for your tuition fees and living costs, including sponsor letter
- Health forms and immunization documentation
- All medical prescriptions written in English
- Official transcripts or test scores
- Insurance documents
- Laptop computer

Appliances

US electrical outlets are 110 volts AC and use a NEMA electrical socket. You may need an adapter to use electronics from home. Appliances with exposed heating elements are prohibited in residence halls. Purchase appliances after you arrive.

Cell Phones

If you plan to get a US SIM card after arrival, be sure your phone is unlocked. Or, you can purchase a new phone after arrival. You will receive more information at orientation.

Luggage

It is a good idea to take a picture of your suitcase before you check it with the airline. Always label all of your luggage clearly with your name and new address in Corvallis. If you do not know your address, you can use the INTO OSU Center:

INTO Oregon State University
1701 SW Western Boulevard
Corvallis, OR 97333
USA

ARRIVING IN THE US

Entering the US

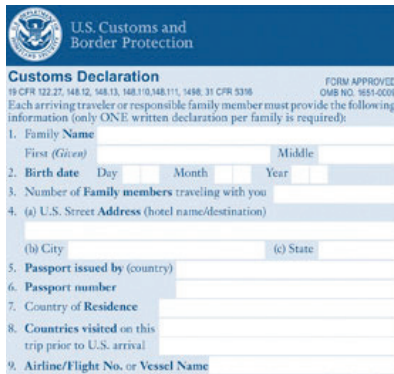
Be ready to present these documents at the US port of entry:

- Original I-20
- Valid F-1 visa and passport
- SEVIS I-901 Fee payment receipt
- Proof of finances for your first year of studies

US Customs Declaration Form

You may have to complete the US Customs Declaration form during your flight to present to the immigration official when you enter the US.

▼ US Customs Declaration form



The image shows a sample of the U.S. Customs and Border Protection Customs Declaration form. It includes fields for Family Name (First, Middle, Last), Birth date (Day, Month, Year), Number of Family members traveling with you, (a) U.S. Street Address (hotel name/destination), (b) City, (c) State, Passport issued by (country), Passport number, Country of Residence, Countries visited on this trip prior to U.S. arrival, and Airline/Flight No. or Vessel Name. The form also includes a header with the U.S. Customs and Border Protection logo and a footer with regulatory references.

Customs and Immigrations Tips

An immigration officer may ask you some questions. Be prepared to answer:

- Why are you coming to the US?
- Where and what course are you studying?
- Where will you live during your studies?
- How are you going to fund your studies?

Your I-94 arrival/departure form is now a paperless document. However, if you receive a paper copy, do not lose it. It costs more than \$300 to replace a paper I-94.



For more information about preparing to enter the US, visit

studyinthestates.dhs.gov/students/ice.gov/sevis/students

AIRPORT TRANSFER SERVICE



Airport Shuttle and Greeting Service

A one-time, one-way airport shuttle is included for all new students from Portland International Airport (PDX) to the OSU campus in Corvallis. You must make a reservation to use it by submitting your arrival details at www.INTOarrivals.com/osu at least three business days in advance.

The airport shuttle is provided by Groome Transportation. To find the shuttle, go to Baggage Claim #9, go outside, and cross the road to the “Scheduled Buses and Vans” area. The shuttle arrives next to the Information Booth. If you miss your originally scheduled shuttle time, you can get on the next available shuttle. Notify the driver and show your shuttle ticket.

A greeting service is provided at the airport during peak arrival times. Please check your email for details, as greeting service times vary by term.

For Help at the Airport

If you need help during your arrival process, please use any of the following resources:

- Information booth at PDX, across the road, outside from baggage claim #9
- Call the Arrivals Phone at: +1 541 224 2964
- Email intl.housing@oregonstate.edu

HOUSING AND DINING



▲ Sample bedroom



▲ Common areas in the International Living-Learning Center

Living on Campus

Living on campus offers a variety of benefits, including better academic performance and more opportunities to speak English and share your culture with US students. Students living in residence halls have access to student lounges, free cable TV and Wi-Fi, laundry and kitchen facilities. All residence halls have a team of 24-hour live-in staff to support students and create community. Resident hall rooms include a desk, chair, bed, drawers, linen package (mattress sheets, blanket, comforter, pillow, pillow case, towel and wash cloth) and welcome bag (snacks, water, laundry soap, etc.).

Please carefully review the INTO OSU Accommodation Policies, available here:

https://www.intostudy.com/downloads/terms/us/INTO_OSU_Accommodation_Policies.pdf

Room Assignment Timeline

FALL TERM		WINTER TERM	
ALL STEPS COMPLETED BY	ROOM ASSIGNED BY	ALL STEPS COMPLETED BY	ROOM ASSIGNED BY
July 1st	August 15th	December 1st	December 15th
August 1st	August 31st	After December 1st	Last business day before move-in
After August 1st	Rolling Basis		
SPRING AND SUMMER TERMS*			
ALL STEPS COMPLETED BY		ROOM ASSIGNED BY	
Due to very tight turnaround times between terms, assignments are made as early as possible, but may not be finalized until students arrive on campus to move in.			

*Due to very tight turnaround times between terms in Spring and Summer, assignments are made as early as possible, but may not be finalized until students arrive on campus to move in.

Confirm Your Housing

In order to receive confirmation of your room type, students need to complete the following steps:

1. Submit your Housing Preferences Form with your signed offer letter.
2. A room type will be added to your student invoice based on initial availability (not guaranteed).
3. Pay the Housing Deposit.
4. Complete the Oregon State University housing contract online via your MyUHDS account, myuhds.oregonstate.edu. You will receive more information about this step via email.
5. After the contract is completed, UHDS will assign the actual room according to the timeline below. (Please note that actual room assigned may not match invoiced room type. If necessary, invoice will be adjusted for assigned room type.)

Housing Move-in

Your move-in date will be emailed to you with confirmation of your housing reservation. The move-in date is usually one to two days before your program start date. If you arrive before your assigned move-in date, you will need to make arrangements to stay in a hotel at your expense. (See page 8.)

Don't forget to submit your arrival information three working days in advance of your arrival to receive a free, one time shuttle ticket from Portland International Airport (PDX) to Corvallis.

Off-campus Housing

Students who are eligible to live off campus can find useful resources at

intoosu.oregonstate.edu/off-campus

If you plan to live off campus, you should arrive one to two weeks before your program start date and bring enough money to cover the cost of setting up your new home, at least \$2,500.

Dining on Campus

Meal plans are automatically included for all students with on-campus housing. The cash value of your meal plan will be added onto your OSU ID card. You will then use your OSU ID card as a debit card to pay for à la carte style meals. OSU has three main dining centers, as well as many convenience stores, coffee shops and other cafés on campus. Dietary needs, such as Halal food, are accommodated in all dining centers. There is also a marketplace on campus where you can purchase fresh produce and groceries, including international spices. For more information on dining on campus: uhds.oregonstate.edu/dining



For more housing information, please visit: intoosu.oregonstate.edu/student-services/housing-arrivals

To learn more about living and learning in Corvallis, view our City Guide: intostudy.com/osu/living

ORIENTATION

All students must attend orientation in its entirety. During orientation, each student will complete all requirements needed to register for classes. Students will meet with academic advisors, take a tour of campus, and have a chance to meet lots of other students. Although orientation can be long, the information you receive is very important for your success as a new student.

Your First Day and Orientation

You should arrive in Corvallis at least one day before your program start date (refer to brochure or I-20 for start date). The orientation start time and location will be emailed to you before your first day. Do not be late! Orientation sessions include:

- Information for students who are new to OSU and Corvallis
- Campus tour
- Visa session
- Document checks (with Admissions, Finance and Immigration Teams)
- Student health clinic (for any required vaccinations and TB tests)
- Placement or math testing
- Registration

Placement Testing

Academic English students will be tested upon arrival to determine class level.

Registration

You will be registered for classes and receive your class schedule during Orientation. You can use your class schedule to find your textbooks from the OSU Beaver Store.

You cannot register for classes until you have submitted, either before you arrive or at Orientation:

- Health and Immunization Forms
- Payment, if needed
- Official Documents: Official high school or

university transcripts in a sealed, unopened envelope and final certificate/diploma/degree certificates. English translations of these documents must also be submitted as official documents.

Bring to Orientation

- ☐ Passport and all I-20s
- ☐ Your ONID email password
- ☐ Health and Immunization Forms
- ☐ Official documents for Admissions

ALEKS Math Placement Test

All undergraduate students must take the test as soon as possible after confirming their study plan to determine their math level and register to the correct math course. Taking the test less than two weeks prior to arrival at OSU could result in delays in registration and missed classes.

You should have received information for completing the ALEKS Placement Test in your confirmation letter packet. You can access the test on the OSU website. If you want to prepare for the placement test, you can take the ALEKS learning modules prior to taking the test.

If you have questions about orientation, please email

intl.orientation@oregonstate.edu

For more information, please visit:

intoosu.oregonstate.edu/future-students

intoosu.oregonstate.edu/orientation

SUPPORT AND SERVICES

OSU is pleased to provide an additional level of service and support to international students to ensure a smooth transition and long-term success at OSU. These support services are provided by INTO OSU, which is a partnership between Oregon State University and INTO University Partnerships. These services include:

Enhanced Academic Support

- Individualized academic advising
- Guided registration with personalized study plan
- Academic support resources designed specifically for international students
- INTO OSU Learning Center

Student Services

- Arrival support and airport transfer service
- Welcome Desk one-stop-shop for any questions
- On-campus housing support
- Language and Culture Advisors
- Care and Conduct Specialist
- Trips and activities

Let us know if we can help!

+1 541 737 2464

INTOOSU@oregonstate.edu

The INTO OSU Welcome Desk is open Mon-Fri, 8am-5pm.

intoosu.oregonstate.edu/student-services/virtual-help-desk



Information for Students with Families

Family Resource Center

The Family Resource Center is your first stop for information about OSU and Corvallis resources for children. They can answer your questions about childcare, schools, insurance, and more.

+1 541 737 4906

familyresources.oregonstate.edu

familyresources@oregonstate.edu

Childcare

Childcare in Corvallis for children age 0-5 is very limited and expensive. It is important to get on the waiting list for those childcare centers as soon as possible (even before you arrive in the US). For a list of childcare centers in Corvallis, please visit

familyresources.oregonstate.edu/child-care-centers

It is important to bring enough money to pay for the cost of childcare, which costs \$800-\$1,300 per month per child, depending on age and type of care.

HEALTH AND SAFETY



OSU Student Health Services (SHS)

The best place for OSU students to get medical services is Student Health Services. There are two locations on campus. Many services are free to students. Make an appointment by calling **+1 541 737 9355** or via the Patient Portal at bewell.oregonstate.edu.

Plageman Building

+1 541 737 9355

Mon-Fri 9 am–6 am

Sat 10 am–3 pm (during the school year)

Same-Day Clinic, Tebeau Hall

Located near the ILLC

Call **+1 541 737 9355** for appointments.

Mon-Fri 9 am–4:30 pm

Closed from 12 pm–1 pm for lunch.

OSU Health Insurance Office

You can visit the Insurance Office to ask questions or get help.

110 Plageman Building, Corvallis, OR

+1 541 737 7600

Mon-Fri 9 am–5 pm

Between terms Mon-Fri 9 am–12 pm

Health and Safety Support

For more helpful information, please visit intoosu.oregonstate.edu/medical-services-corvallis or come see the Care and Conduct Specialist after you arrive. Our staff can help you navigate the US healthcare system.

Urgent or Emergency Medical Care

If you have an urgent medical problem and SHS is closed, you have several options but these types of medical services cost much more. You should only use these services in serious situations. Bring your insurance card with you.

QuickCare

2001 NW Monroe, Suite 104, Corvallis, OR

+1 541 768 4970

Mon-Sun 7 am–7 pm

Samaritan Urgent Care Center

5234 SW Philomath Blvd., Corvallis, OR

+1 541 768 4970

Mon-Fri 8 am–8 pm

Sat 9 am–6 pm

Sun 10 am–6 pm

Emergency Room (most expensive)

3600 NW Samaritan Dr., Corvallis, OR

Open 7 days a week, 24 hours a day

Call 911 (most expensive)

911 can send an ambulance to you, or help you with any emergency situation. You can call this number anytime.

Corvallis Safety Information

Corvallis and Oregon State University are very safe and welcoming places. There are security personnel and police on campus at all times as well as many other services to ensure student safety. Blue emergency lights are located across campus. These lights allow you to press a button to speak directly to a police officer if you are feeling unsafe.

SafeRide

OSU also has a service called SafeRide.

SafeRide is a free bus service which provides transportation to and from campus from 7 pm to 2:30 am seven days a week during the regular school year.

asosu.oregonstate.edu/saferide

Put these important numbers in your phone as soon as you arrive:

Campus Security (Emergency)

+1 541 737 7000

Campus Security (non-emergency)

+1 541 737 3010

Off-campus Emergency

9-1-1

INTO OSU Emergency Phone

If you have an urgent problem when the university is closed, you can call this number to reach someone 24 hours a day:

+1 541 602 3513



▲ Blue Light Emergency Phone



MONEY AND BANKING

Cash

When you arrive in the US, you should bring at least \$500 in cash to cover immediate needs such as books, a cell phone, and other living expenses. Cash is accepted at most locations.

- One dollar (\$) is equal to 100 cents.
- Common coin amounts: quarter (25 cents), dime (10 cents), nickel (5 cents), penny (1 cent)
- Common paper bill amounts: \$100, \$50, \$20, \$10, \$5, \$1

▼ US dollars



Credit/Debit Cards

In the US, the most widely accepted bank and credit cards are Visa and MasterCard. Bank cards can either be debit which pulls funds from your bank account or credit, which you pay off at the end of each month. Apply for a credit card in your home country before you travel since it may be difficult for you to get one after you leave.

Bank Accounts

It is not recommended to carry large amounts of cash with you, so once you arrive you will need to open a bank account. To open an account, you will need two pieces of photo identification (passport and student ID card), your US mailing address, phone number and money to deposit. During Orientation, OSU can provide you information about local banks.

Transferring Money

Before you leave your country, you need to know your government's regulations and your home bank's procedures for transferring money to the US. Plan to transfer enough money to cover your expenses for one semester. Consider your living situation and lifestyle to plan ahead. Will you live on campus? Do you like to eat at restaurants? Do you need to buy clothes or more school supplies?



TRANSPORTATION

Getting Around Campus

Beaver Bus

Free campus shuttle bus runs Monday through Friday, 7am to 7pm. Download the OSU Mobile app to track the buses in real time.

transportation.oregonstate.edu/beaver-bus

Bicycles

Many OSU students use a bike to get around town and campus. You can rent a bicycle from Transportation Services or use the local bike share system, Pedal Corvallis. transportation.oregonstate.edu zagster.com/pedalcorvallis

Parking on Campus

If you choose to use your car to come to class, you will have to buy a parking permit. Visit transportation.oregonstate.edu to purchase your permit.

Getting Around Town

CTS Buses

The city of Corvallis offers free bus transportation throughout the town. You can use Google Maps to plan your next trip by transit. Just enter your start and end points, then select the transit icon.



Driving a Car

To drive a car legally in the US, you need a valid driver's license, insurance and registration. You can only use your international driver's license for one year in Oregon. After one year you will need to get a US driver's license. Some international licenses are not allowed to be used in the US, including those from China and Saudi Arabia. Check to see if you can use your license in the US by visiting the Department of Motor Vehicles (DMV) website:

www.oregon.gov/ODOT/DMV/Pages/index.aspx

How to Get a US Driver's License

Make an appointment for a knowledge test and driving test with the DMV (see number to call below). Study the Oregon Driver's Manual to become familiar with Oregon driving laws. For the knowledge test, you will answer a series of questions on road laws and safety. For the driving test, you will need to have your own vehicle.

Dept. of Motor Vehicles (DMV)

870 NE Circle Blvd.

Corvallis, OR

+1 541 757 4191

CONTACT INFORMATION

Useful Resources

OSU International Admissions website
admissions.oregonstate.edu/international
[intlادmit@oregonstate.edu](mailto:intladmit@oregonstate.edu)

INTO OSU
intoosu.oregonstate.edu/
INTOOSU@oregonstate.edu

Arrivals Phone
+1 541 224 2964

Use this phone number to contact us during your travel to and arrival in Oregon and Corvallis. Please notify us immediately of flight delays, lost luggage or if you cannot find the airport shuttle service.

Housing Questions
Intl.Housing@oregonstate.edu

Finance Questions
IntlFinance@oregonstate.edu

Orientation Questions
Intl.Orientation@oregonstate.edu

Immigration Questions
OIS.Student@oregonstate.edu


INTO OSU Welcome Desk
+1 541 737 2464
The INTO OSU Welcome Desk is open
Monday-Friday, 8 am-5 pm.

More useful information for new students is
available at:
intoosu.oregonstate.edu/orientation

Connect with Us!




 facebook.com/osubeavers
facebook.com/into.oregonstate

 **Line and WhatsApp**
+1 (541) 602-9637

 instagram.com/oregonstate
instagram.com/INTOoregonstate

 www.youtube.com/user/OregonStateUniv
myin.to/OSU_YouTube

 **WeChat ID: OregonStateUni**
WeChat ID: INTOOSUDESK

 www.linkedin.com/school/oregon-state-university/
myin.to/linkedin_osu

 is.oregonstate.edu/mobile/osu-mobile

FREQUENTLY ASKED QUESTIONS

I don't have housing yet; what should I do?
Contact our housing and arrivals coordinator at
intl.housing@oregonstate.edu and they will be
able to help you.

**I am eligible to live off campus. Where
can I live and how do I get an apartment?**
If you are eligible to live off campus, you
can find useful resources on this website:
intoosu.oregonstate.edu/off-campus.

**How do I reserve the free shuttle service
from PDX?**
All you have to do is submit your arrival details at
www.INTOarrivals.com/osu

What do I do when I arrive at PDX Airport?
Airport transportation is included for all new
students. See page 11 for more information on
how to find the shuttle. If you don't know what
to do, call our arrivals phone on +1 541 224 2964
and someone can help you 24 hours a day.

What clothing should I wear upon arrival?
Depending on the time of year you arrive,
the weather can vary. Wear good shoes for
walking and carrying your luggage, and bring a
warm sweater or jacket with you for arriving at
Portland Airport.

How can I get to a grocery store?
When you get here, come to the welcome desk
and get a bus route map. a welcome desk staff
member can help you find the store you need and
what bus to take. If the welcome desk is closed,
the RA in your residence hall can help you.

How do I set up a bank account?
There are a few local bank options where you
can set up an account. Each bank is a little bit
different, so make sure you ask a lot of questions
so you understand what your account provides or
doesn't provide.

How do I get a cell phone?
There are several different cell phone companies
in the US. Each company offers different plans
and prices, so take a look online first, and ask lots
of questions to find out which is the best plan for
you. Check out our website for more information:
intoosu.oregonstate.edu/life-corvallis

**I have a driver's license from my country; that
should work in the US right?**
No. Not all international licenses are valid in the
US. If you want to drive in the US, you must get
a US driver's license. The welcome desk has copies
of the Oregon driver's manual so you can learn
the rules of the road. You will also be required to
purchase insurance if you buy a car to drive here.



For the most up-to-date
information visit:

www.intostudy.com/osu



facebook.com/osubeavers
facebook.com/INTO.oregonstate



twitter.com/OregonState
twitter.com/INTO_DSU



instagram.com/oregonstate
instagram.com/INTOoregonstate



myin.to/user/OregonStateUniv
myin.to/DSU_YouTube



linkedin.com/school/oregon-state-university/
myin.to/linkedin_osu



is.oregonstate.edu/mobile/osu-mobile

Chat online

with our students!



www.intostudy.com/chat-osu

© 2021 INTO USA, LLC. All rights reserved. INTO and the INTO roundel are registered trademarks of INTO University Partnerships Ltd.

INTO»
OREGON STATE
UNIVERSITY

Through innovative partnerships with leading universities,
we expand opportunities for higher education, ensuring
success and transforming the lives of our students and staff.